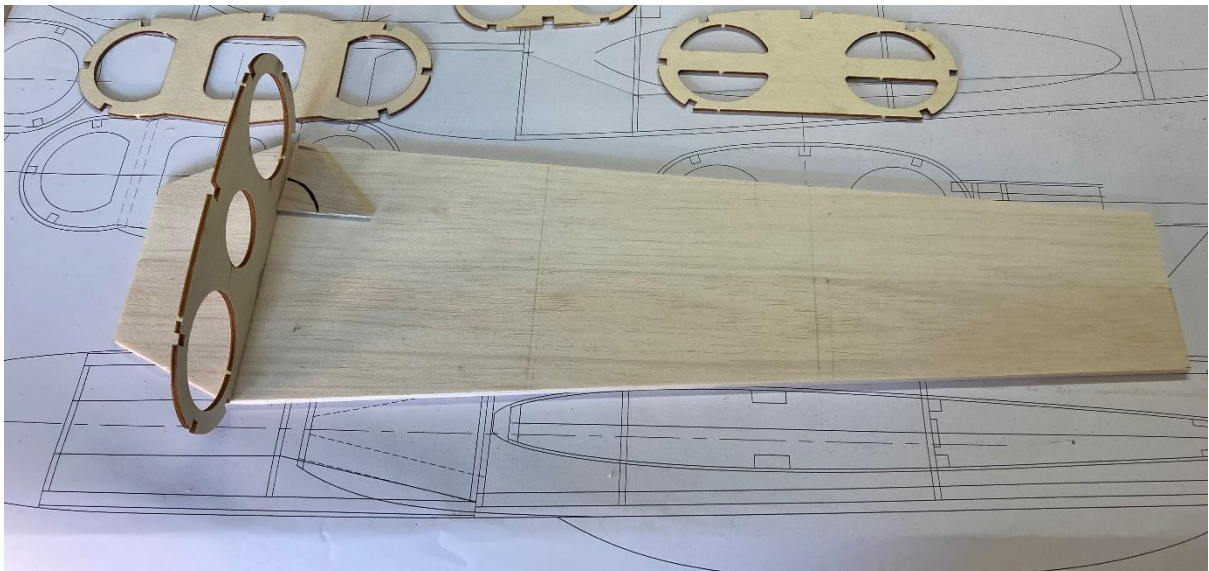


40" EDF Javelin Build photos



Just some of the useful tools needed plus a quality razor plane


REAR FUSELAGE




Make up the under sheeting to shape shown on the plans. Use the angle templates shown on the plans to assure the correct angle of the formers (F5)



Former F4



Add the remaining formers and the top spine. Note the bottom sheet is split to allow for the crank angle of F4



Add the stringers



Add the fan mounts




Mark and cut out the fan access, removing the cross bar




Sheet the side and top. Wet the outside of the balsa to aid bending
















FRONT FUSELAGE















WINGS

